

Scaled data based on original data using
LM-79-08 Approved Method: Electrical and Photometric Measurements of Solid-
State Lighting Products

Test Report Prepared for
Cooper Lighting Solutions
(formerly Eaton)

Brand: McGRAW-EDISON

Report Number: P942153

Luminaire Tested: **GALN-SB6A-740-U-T1**

Issue Date: 1/21/2025

Test Information

Test Method: LM-79-08
Report Number: P942153
TEST IS SCALED FROM IESNA LM-79-08 TEST DATA (G2-2405-108-2)
Test Lab: INNOVATION CENTER
Issue Date: 1/21/2025
Manufacturer: COOPER LIGHTING SOLUTIONS (FORMERLY EATON)
Product Line: McGRAW-EDISON
Catalog Number: GALN-SB6A-740-U-T1
Description: GALLEON AREA AND ROADWAY HIGH DENSITY LED LUMINAIRE
(6) 70 CRI, 4000K, 350mA LIGHTSQUARES WITH 26 LEDS EACH AND TYPE I OPTICS
Light Source: -
Ballast/Driver: -

Summary

Lumens per Lamp: N/A
Luminaire Lumens: 28470 lumens
Efficiency: N/A
Efficacy: 166.6 lumens/watt
Luminous Opening: Rectangular (W 1.5' x L: 1' x H: 0')
IES Classification: Type I - Short
BUG Rating: B5 - U0 - G5

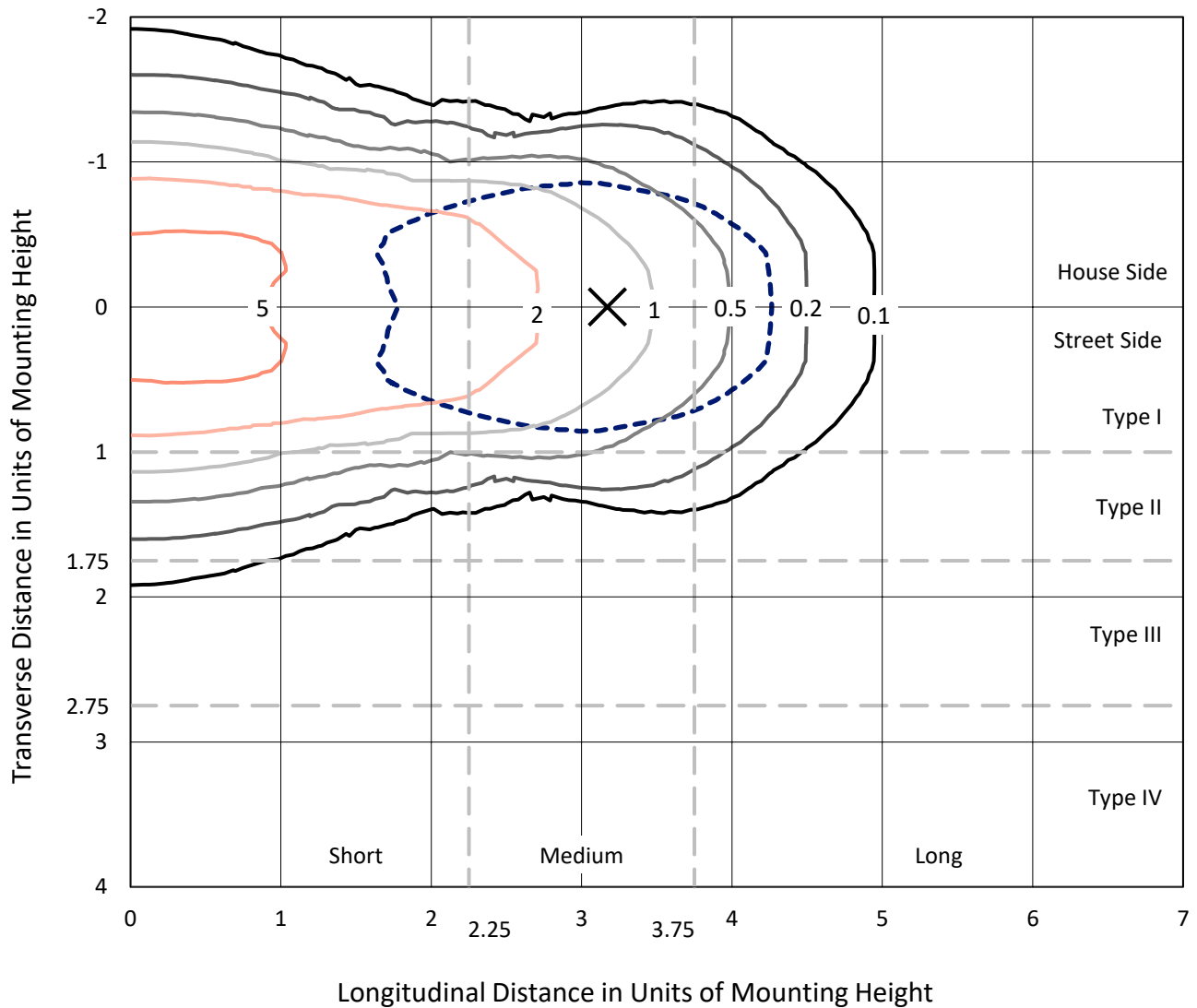
Input Watts (W): 170.9
Input Voltage (V): NR
Input Current (Ain): NR
Voltage Rise (V): NR
Power Factor: NR
Total Harmonic Distortion (THDi): NR
Frequency (hertz): 60
Stabilization Time: NR
Operation Time: NR
Ambient Temperature (°C): NR
Test Distance: 24 FT



REPORT NUMBER: P942153
 CATALOG NUMBER: GALN-SB6A-740-U-T1

Iso-Footcandle Lines of Horizontal Illumination

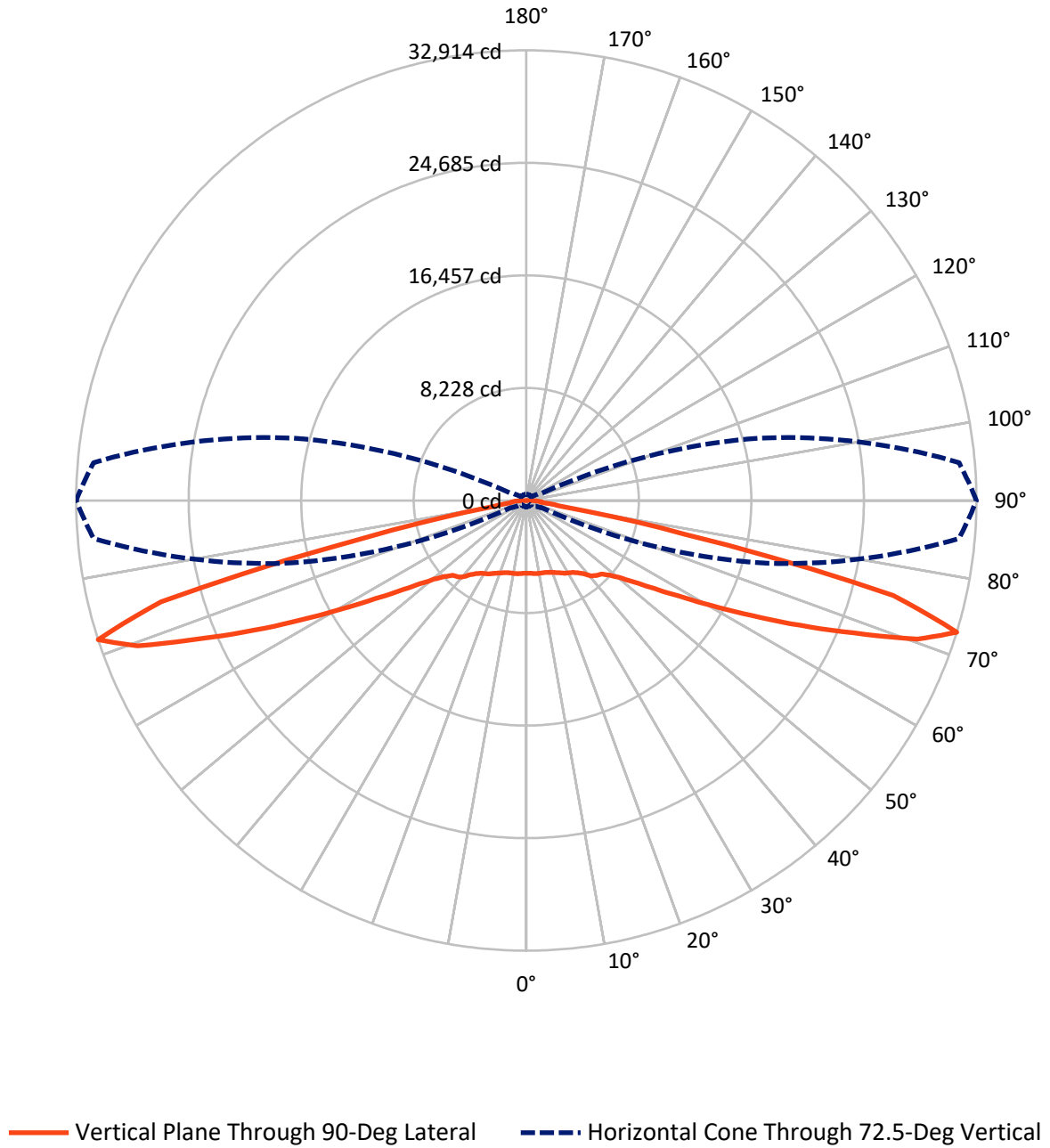
× Max cd
 - - - 1/2 Max cd



Based on 25 foot mounting height. Maximum calculated value = 8.5 fc
 Type I - Short - N/A

REPORT NUMBER: P942153
CATALOG NUMBER: GALN-SB6A-740-U-T1

Luminous Intensity Polar Plot



REPORT NUMBER: P942153

CATALOG NUMBER: GALN-SB6A-740-U-T1

FLUX DISTRIBUTION:

		Downward	Upward	Total
House Side	Lumens	14235.0	0.0	14235.0
	% Fixture	50.0	0.0	50.0
Street Side	Lumens	14235.0	0.0	14235.0
	% Fixture	50.0	0.0	50.0
Total	Lumens	28470.0	0.0	28470.0
	% Fixture	100.0	0.0	100.0

ZONAL LUMENS:

Zone	Lumens	% Fixture
0°-10°	515.8	1.8
10°-20°	1577.2	5.5
20°-30°	2629.8	9.2
30°-40°	3616.9	12.7
40°-50°	4417.2	15.5
50°-60°	5108.9	17.9
60°-70°	6091.6	21.4
70°-80°	4251.5	14.9
80°-90°	261.1	0.9
90°-100°	0.0	0.0
100°-110°	0.0	0.0
110°-120°	0.0	0.0
120°-130°	0.0	0.0
130°-140°	0.0	0.0
140°-150°	0.0	0.0
150°-160°	0.0	0.0
160°-170°	0.0	0.0
170°-180°	0.0	0.0
0°-90°	28470.0	100.0
0°-180°	28470.0	100.0

Coefficient of Utilization



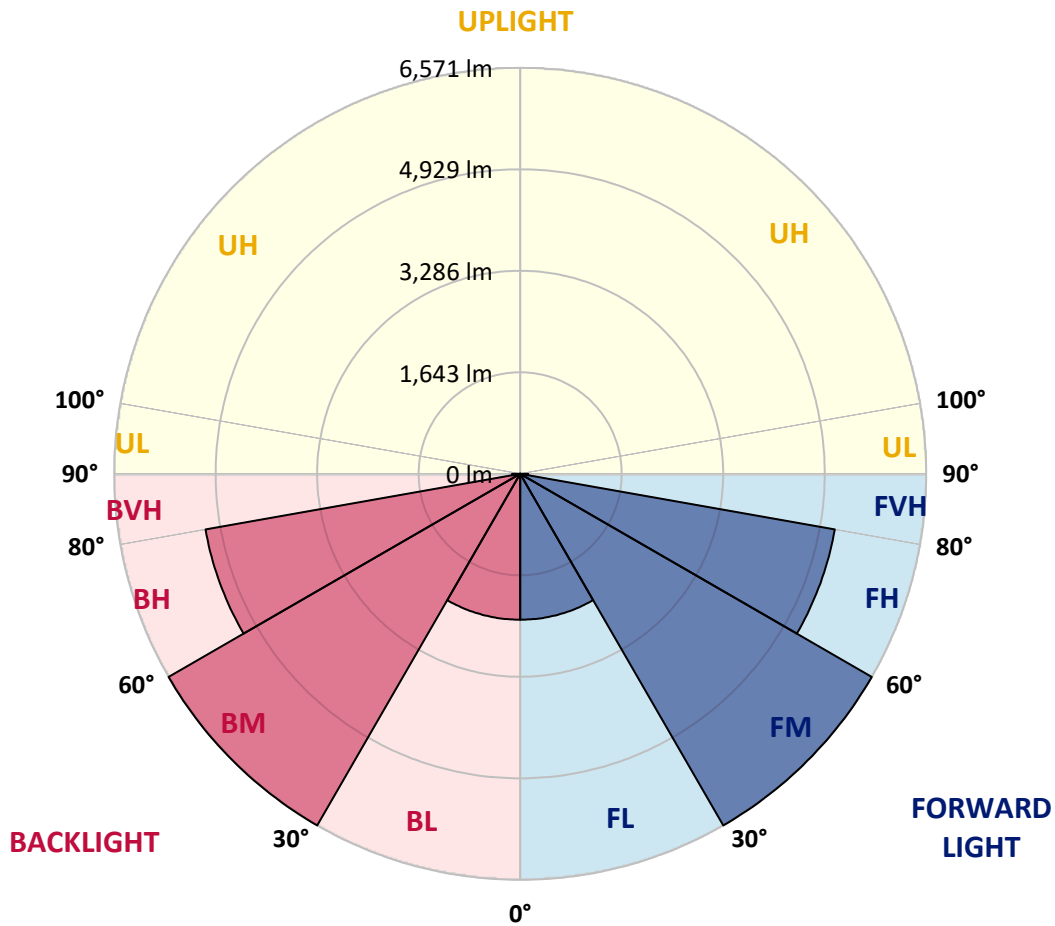
REPORT NUMBER: P942153
 CATALOG NUMBER: GALN-SB6A-740-U-T1

LUMINAIRE CLASSIFICATION SYSTEM LUMEN TABLE AND BUG RATING:

Zone	Lumens	% Fixture	Zone Rating/Lumen Limit		
			B	U	G
FL (0°-30°)	2361.4	8.3			
FM (30°-60°)	6571.5	23.1			
FH (60°-80°)	5171.5	18.2			G3/7500
FVH (80°-90°)	130.6	0.5			G2/225
BL (0°-30°)	2361.4	8.3	B3/2500		
BM (30°-60°)	6571.5	23.1	B4/8500		
BH (60°-80°)	5171.5	18.2	B5		G5
BVH (80°-90°)	130.6	0.5			G2/225
UL (90°-100°)	0.0	0.0		U0/0	
UH (100°-180°)	0.0	0.0		U0/0	

BUG Rating: B5-U0-G5

Type I Short



REPORT NUMBER: P942153
 CATALOG NUMBER: GALN-SB6A-740-U-T1

CANDELA DISTRIBUTION (FULL):

	0°	5°	15°	25°	35°	45°	55°	65°	75°	85°
0°	5319.9	5319.9	5319.9	5319.9	5319.9	5319.9	5319.9	5319.9	5319.9	5319.9
2.5°	5324.5	5330.5	5330.5	5326.0	5336.6	5327.5	5327.5	5322.9	5327.5	5322.9
5°	5351.7	5359.3	5362.3	5360.8	5374.4	5366.8	5366.8	5360.8	5362.3	5357.7
7.5°	5403.1	5413.7	5419.8	5427.3	5447.0	5437.9	5431.9	5413.7	5406.2	5394.1
10°	5419.8	5431.9	5451.6	5490.9	5536.3	5537.8	5519.6	5474.3	5439.5	5412.2
12.5°	5368.3	5385.0	5425.8	5506.0	5607.4	5648.3	5619.5	5543.9	5475.8	5427.3
15°	5303.3	5321.4	5383.5	5504.5	5654.3	5749.6	5746.6	5646.7	5537.8	5462.1
17.5°	5201.9	5220.1	5309.3	5478.8	5690.6	5848.0	5890.3	5787.5	5634.6	5533.3
20°	5018.8	5035.5	5159.5	5397.1	5702.7	5952.4	6062.8	5972.0	5781.4	5643.7
22.5°	4781.3	4807.0	4952.2	5256.4	5674.0	6061.3	6259.5	6197.5	5952.4	5761.7
25°	4527.1	4554.3	4723.8	5083.9	5599.8	6140.0	6492.5	6453.2	6146.1	5908.5
27.5°	4307.7	4336.4	4521.0	4912.9	5484.8	6170.3	6722.5	6742.2	6380.6	6070.4
30°	4135.2	4162.4	4359.1	4775.2	5336.6	6140.0	6923.8	7059.9	6619.6	6211.1
32.5°	3946.1	3980.9	4188.2	4607.3	5161.0	6067.4	7099.3	7403.4	6896.5	6362.4
35°	3707.0	3738.8	3956.7	4377.3	4931.1	5950.9	7246.0	7784.7	7293.0	6592.4
37.5°	3416.5	3446.8	3663.1	4089.8	4702.6	5787.5	7358.0	8214.4	7765.0	6923.8
40°	3124.5	3153.2	3356.0	3769.0	4428.7	5578.7	7397.4	8635.0	8306.7	7379.2
42.5°	2856.7	2882.4	3068.5	3452.8	4121.6	5312.4	7345.9	9001.2	8792.4	7696.9
45°	2610.0	2632.7	2797.6	3156.2	3802.3	4988.6	7191.6	9394.6	9370.4	7923.9
47.5°	2328.6	2351.3	2522.3	2868.8	3483.1	4608.8	6929.8	9781.9	10173.8	8438.3
50°	1985.1	2004.8	2180.3	2537.4	3151.7	4204.8	6566.7	10086.1	11187.6	9217.6
52.5°	1578.1	1599.3	1770.3	2127.4	2758.3	3770.5	6088.6	10284.3	12358.7	10355.4
55°	1174.1	1189.3	1337.5	1658.3	2271.1	3275.8	5489.4	10340.3	13687.1	11910.8
57.5°	851.9	860.9	956.3	1195.3	1721.9	2656.9	4761.6	10195.0	15268.3	13905.0
60°	690.0	693.0	721.7	827.6	1196.8	1957.9	3882.5	9695.7	16984.1	16475.7
62.5°	626.4	626.4	634.0	662.7	809.5	1292.2	2818.8	8660.8	18824.0	19724.3
65°	582.5	582.5	585.6	599.2	638.5	823.1	1779.4	6975.2	20374.9	23529.6
67.5°	543.2	544.7	543.2	547.7	570.4	608.3	1031.9	4817.6	21210.1	27472.6
70°	502.3	505.4	497.8	497.8	516.0	517.5	646.1	2641.8	20517.1	30777.2
72.5°	453.9	458.5	446.4	443.3	456.9	450.9	485.7	1267.9	17615.0	31763.7
75°	411.6	417.6	390.4	382.8	382.8	378.3	394.9	650.6	11432.7	25911.2
77.5°	373.7	385.8	342.0	317.7	311.7	298.1	322.3	397.9	5000.7	12165.0
80°	308.7	325.3	281.4	252.7	242.1	227.0	254.2	278.4	1487.3	2824.9
82.5°	230.0	237.6	199.7	180.1	171.0	160.4	190.6	193.7	484.2	1000.1
85°	146.8	149.8	122.6	105.9	101.4	96.8	121.0	105.9	184.6	735.3
87.5°	51.4	59.0	46.9	42.4	45.4	37.8	56.0	31.8	51.4	519.0
90°	0.0	0.0	0.0	0.0	0.0	0.0	0.0	0.0	0.0	0.0

(END C

90°

5319.9
5322.9
5357.7
5394.1
5407.7
5419.8
5450.0
5516.6
5618.0
5726.9
5860.1
6019.0
6137.0
6268.6
6488.0
6784.6
7230.9
7506.3
7666.7
8141.8
8845.4
9896.9
11337.4
13183.3
15566.4
18506.2
21989.3
25809.8
30339.9
32913.6
27714.7
11912.3
2705.4
1130.3
1068.2
643.1
0.0

OF REPORT)